



www.leadertread.co.za



info@leadertread.co.za



011 473 8200



8 Kelvin Street
Industria, Johannesburg

Manufactured by
 LEADER RUBBER COMPANY
SOUTH AFRICA (PTY) LTD

TREAD


DATA CHART

V12.23



MILEMASTER

**LEADER
TREAD**TM
leading the way[®]




MM1

Maintains long tread life with extremely regular wear. Its five circumferential grooves and square shoulders guarantee excellent road holding and grip on different road surfaces and in different climatic conditions.



MM7


The MM7 features an aggressive lug tread for superior off-road grip. Its large block design withstands tough conditions, and it is made with an abrasion-resistant Milemaster compound.



MM43

The MM43 is a high mileage directional tyre designed for demanding conditions. It is ideal for regional routes.

TRAILER



MM84

The MM84 is built for durability and high mileage. Its 4-rib design and tapered central grooves enhance grip in wet conditions.



MM89

5 rib tread with broad tapered shoulders with added wing to withstand side scuffing on tandem wheel applications. Delivers maximum mileage.



MM84+

The MM84+ is equipped with the Milemaster compound, featuring a wide 4-rib design and tapered grooves that enhance traction on both wet and dry surfaces.



MM38



The MM38 is a dual-purpose tyre for both on and off-road applications. It utilizes the Milemaster compound and features a 4-rib design.



MM90



The MM90 is a dual-purpose tyre designed for both on and off-road use. It features a 4-rib design and open tapered grooves to reduce stone trapping.



SPECIAL



MM75



The MM75 is designed for both on and off-road applications. It features the Milemaster compound and an aggressive directional tread pattern.



MM65



The MM65 is built for maximum traction and performance in off-road conditions. It utilizes the Milemaster compound with a deep, aggressive off-road pattern. Its self-cleaning design prevents stone trapping and effectively handles adverse conditions.



MM14



Utilizes the Milemaster compound with an aggressive tread pattern, deep blocks, and grooves that prevent stones from getting stuck. It self-cleans in muddy conditions and offers protection against punctures while delivering long-lasting performance.



MM79



The MM79 is designed for trailers. It features the Milemaster compound, a light 5-running rib pattern that ensures even wear, cool running, and excellent mileage. Its wing technology assists in severe scuffing applications.

TRAILER

DRIVE




| mm | mm |
|-----|----|
| 190 | 14 |
| 200 | 14 |
| 220 | 14 |
| 230 | 14 |
| 240 | 14 |
| 250 | 14 |
| 260 | 14 |
| 270 | 14 |
| 280 | 14 |

- LONG HAUL
- REGIONAL
- CITY & INTERCITY
- ON/OFF
- OFF ROAD
- LIGHT TRUCK

M3



The M3 is a Leader Tread compound tyre designed for light on and off-road trailer applications.



| mm | mm |
|-----|----|
| 210 | 18 |
| 220 | 19 |
| 230 | 19 |
| 240 | 19 |
| 250 | 19 |
| 265 | 19 |

- LONG HAUL
- REGIONAL
- CITY & INTERCITY
- ON/OFF
- OFF ROAD
- LIGHT TRUCK

M7



The M7 boasts a robust lug tread that excels in off-road situations, providing exceptional grip.



| mm | mm |
|------|------|
| 295W | 14.5 |

- LONG HAUL
- REGIONAL
- CITY & INTERCITY
- ON/OFF
- OFF ROAD
- LIGHT TRUCK

M68



5-running rib pattern for even wear, cool running, mileage, and wing tech for severe scuffing



| mm | mm |
|-----|----|
| 200 | 20 |
| 210 | 20 |
| 220 | 20 |
| 225 | 20 |
| 235 | 22 |
| 245 | 22 |
| 255 | 22 |
| 265 | 22 |
| 275 | 22 |
| 285 | 22 |

- LONG HAUL
- REGIONAL
- CITY & INTERCITY
- ON/OFF
- OFF ROAD
- LIGHT TRUCK

M43



The M43 is a Leader Tread compound tyre with a directional tread design, deep grooves, and stabilizers. It ensures optimal traction, prevents slipping in wet and dry conditions.



| mm | mm |
|------|----|
| 295W | 16 |

- LONG HAUL
- REGIONAL
- CITY & INTERCITY
- ON/OFF
- OFF ROAD
- LIGHT TRUCK

M78



On/Off Trailer wheel for single wheel tandem and tri-axle applications in high scrub turning fleets.



| mm | mm |
|-----|----|
| 225 | 15 |
| 235 | 15 |
| 245 | 15 |
| 255 | 15 |
| 265 | 15 |
| 275 | 15 |


- LONG HAUL
- REGIONAL
- CITY & INTERCITY
- ON/OFF
- OFF ROAD
- LIGHT TRUCK

M90L



Designed for on & off-road trailer applications. Its tapered grooves assist in reducing stone trapping.

ALL POSITION



| mm | mm |
|-----|----|
| 210 | 16 |
| 220 | 16 |
| 230 | 16 |
| 240 | 16 |
| 250 | 16 |
| 260 | 16 |
| 270 | 16 |

- LONG HAUL
- REGIONAL
- CITY & INTERCITY
- ON/OFF
- OFF ROAD
- LIGHT TRUCK

M38



The M38 is a dual-purpose tyre for both on and off-road applications. It utilizes the Leader Tread compound and features a 4-rib design.