




dta

TRAILER

The five-rib configuration ensures even load distribution, boosting mileage. Multiple rib sipes enhance control and traction on wet surfaces. Four wide grooves efficiently channel water, offering optimal lateral traction. The edged rib design enhances stone ejection and casing protection, making this flat precure tread a durable choice for diverse road conditions.



 mm	 mm
240	15
250	15
265	15

-  LONG HAUL 
-  REGIONAL 
-  CITY & INTERCITY 
-  ON/OFF 
-  OFF ROAD 
-  LIGHT TRUCK 
-  SPECIAL 

