




MM14

SPECIAL

Features an aggressive tread pattern for both on and off-road driving, with deep blocks and grooves to prevent stones from getting stuck, self-clean in muddy conditions, and offer protection against punctures while providing long-lasting performance.





 mm	 mm
323	25
360	25
420	20

-  **LONG HAUL**

-  **REGIONAL**

-  **CITY & INTERCITY**

-  **ON/OFF**

-  **OFF ROAD**

-  **LIGHT TRUCK**

-  **SPECIAL**
