




dms

DRIVE

Designed for on-off road use, the DMS features a directional drive axle design with an off-road compound that excels in severe off-road conditions, providing excellent traction.



 mm	 mm
245	22
255	22
265	22
275	22

